



BEV'S HOW TO: ARTIST TRADING CARDS (ATC)

1) CHOOSE A **THEME**

This could be anything like:
animal, word, emotion, color,
decade, person, you get the idea!





2) CHOOSE A **BACKGROUND**

- Plain or Pattern
- Landscape or Vertical
- Square or Rounded Corners
- Watercolor or Textured

3) ADD CONTRASTING **FOCAL POINT**

- Light vs. Dark
- Large vs. Small
- Complementary colors



4) ADD **TEXTURE**

- Pattern
- Textiles or lace
- Something shiny
- Doodles
- Outlining
- Mark Making

5) FINISH WITH A **SENTIMENT**

This is any idea you want to communicate:
quote, phrase, verse, a single word,
emotion, anything that is personal to you!

